

М. З. Биболетова, О. А. Денисенко, Н. Н. Трубанева

ENJOY ENGLISH

Английский с удовольствием

A large, stylized blue number 6, which is the grade level for the textbook.

АНГЛИЙСКИЙ ЯЗЫК

Учебник для 6 класса
общеобразовательных
организаций

2-е издание, стереотипное

ДРОФА
Москва
2018

УДК 373.167.1:811.111
ББК 81.2Англ–922
Б59

Аудиоприложение доступно на сайте <https://drofa-ventana.ru/audio>

Учебно-методический комплект Enjoy English / «Английский с удовольствием» для 6 класса состоит из следующих компонентов:

- учебника
- книги для учителя
- рабочей тетради
- аудиоприложения

Биболетова, М. З.

Б59 Английский язык : 6 класс : учебник для общеобразовательных организаций / М. З. Биболетова, О. А. Денисенко, Н. Н. Трубанева. — 2-е изд., стереотип. — М. : Дрофа, 2018. — 216 с. : ил. — (Enjoy English / «Английский с удовольствием»).

ISBN 978-5-358-19972-9

Учебно-методический комплект Enjoy English / «Английский с удовольствием» (6 класс) является частью учебного курса Enjoy English / «Английский с удовольствием» для 2–11 классов общеобразовательных организаций.

Учебник основывается на современных методических принципах и отвечает требованиям, предъявляемым к учебникам начала третьего тысячелетия. Тематика и аутентичный материал, используемые в учебнике, отобраны с учётом интересов и возрастных особенностей шестиклассников.

Учебник состоит из четырёх разделов, каждый из которых рассчитан на одну учебную четверть. Разделы завершаются заданиями для самопроверки (Progress Check), позволяющими учащимся оценить достигнутый ими уровень овладения языком.

Учебник соответствует Федеральному государственному образовательному стандарту основного общего образования.

УДК 373.167.1:811.111
ББК 81.2Англ–922

ISBN 978-5-358-19972-9

© Биболетова М. З., Денисенко О. А., Трубанева Н. Н., 2016
© ООО «ДРОФА», 2016

CONTENTS

	Sections	Grammar Focus	Function	Vocabulary
UNIT 1 Meeting New Friends Page 6	1. Join the Explorers' Club!	The Present / The Past / The Future Simple (review) The Present Simple and The Present Continuous (review) Article <i>the</i> with geographical names (review)	Describing pictures / people Listening for general / specific information Reading texts, e-mails Talking about countries	Personal information Countries (descriptions)
	2. Travels and Fun	The Past Simple and the Present Perfect (review) Word combinations with <i>go</i> <i>Wh</i> -questions (review)	Listening and reading for general / specific information Telling about advantages and disadvantages of something	Free time activities Travel Limericks
	3. The Wonders of Nature	The Present / The Past / The Future Simple (review) Uncountable nouns	Reading for the gist Talking about nature	Names of places Wonders of nature
	4. A Host Family	Phrases <i>What is he / she like?</i> and <i>What does he / she look like?</i> Comparative structures <i>as ... as</i> and <i>not so ... as</i> Adjectives: <i>older / elder</i> Word combinations with <i>do</i> and <i>make</i>	Listening for general / specific information Reading for the gist Describing a picture / people Expressing opinions Writing a story about a family	Appearance Personal characteristics Family members Family life
	5. My Home Is My Castle	Comparison of adjectives (review) Compound words Clause with <i>which / who</i> <i>Home</i> or <i>house</i>	Describing places Listening and reading for general / specific information Expressing opinions Asking for information Writing a description of a place	Houses City / Town Places of interest At home
	6. Holidays and Events	Linking words: <i>not only ... but also</i>	Talking about events / holidays Writing a personal letter Describing photos	British and Russian holidays
UNIT 2 Let's Spend Time Together Page 50	1. Happy Weekends	Modals verbs: <i>must / have to / had to / didn't have to / will have to</i> Using <i>have</i> , <i>have got</i> or both	Listening and reading for general / specific information Talking about weekend / school / classmate	Weekend activities
	2. Animals in the City	Word combinations with <i>kind</i> , <i>world</i> , <i>join</i> , <i>save</i>	Listening and reading for general / specific information Writing an essay	Animals Signs Wildlife parks






	Sections	Grammar Focus	Function	Vocabulary
	3. British and Russian Schools	Modal verbs in negative form Modal verbs (requests) Noun + noun combinations	Listening and reading for general / specific information Discussing school life Talking about school	School life Subjects School uniform
	4. It's Delicious!	Uncountable nouns: <i>much / many / a lot of / a little / a few</i> (review) <i>Some, any</i> (review)	Listening and reading for general / specific information Talking about food	Food and drinks British and Russian meals
UNIT 3 The Fact File of the UK Page 84	1. An Internet Project	Special questions (review) Word combinations with <i>do</i> and <i>make</i> The Past Simple and the Present Perfect: time expressions (review)	Listening for general information Talking about website / future plans Writing the information / advert for the website Talking on the telephone	Talking on the telephone Types of printed materials
	2. More about the UK	Article <i>the</i> with the names of places (review) <i>There is / there are</i> (review)	Listening for specific information Reading for general / specific information Talking about the UK	The parts of the UK, their capitals, flags and national symbols
	3. A Trip to England	Suffixes for adjectives and adverbs: <i>-y; -able; -ful; -ous; -al; -ic; -ing; -ive</i> (review) Zero Conditional Using <i>historic</i> and <i>historical</i>	Listening for general information Talking about British traditions and superstitions Talking about England Stating facts	Customs and traditions The fact file of England
	4. Wales and Northern Ireland	The Present Continuous (review) Degrees of comparison of adjectives (review)	Listening for general information Reading for the gist and specific information	The fact file of Wales and Northern Ireland
	5. Welcome to Scotland!	International words Reflexive pronouns Prepositions	Listening for general information Talking about Scotland	The fact file of Scotland
	6. Famous British People	Suffixes and 'word + man' for the names of professions The Present Simple and the Present Continuous / time expressions (review)	Reading for the gist and specific information	Famous people Books
	7. Your Free Time	Phrases with <i>time</i> Word combinations with <i>get, tell, keep</i>	Listening for general information Reading for general information Sharing the information with classmates	Outdoor and indoor activities Relationship within family

	Sections	Grammar Focus	Function	Vocabulary
UNIT 4 An Adventure Holiday Page 141	1. The Spirit of Adventure	Prepositions <i>on, in, at</i> Singular and plural nouns Prepositions in phrases about travelling	Describing a picture Listening for general information Reading for the gist and specific information Describing a person / a character of a film / book	Spending weekends Clothes Free time activities
	2. Famous Explorers	Dates <i>Wh</i> -questions	Listening for general information Reading for general and specific information Talking about famous people Expressing opinions Writing an essay	Biographies Personal and geographical names
	3. Popular Sports in Britain and in Russia	Phrases for giving opinion, agreeing, disagreeing	Analysing the pie chat Discussing sports Sharing ideas Writing an article	Sports
	4. Under the Sea	International words	Reading for general / specific information Talking about explorers / nature / sea animals	Water world / animals The fact file of Russia
	5. Traditional Festivals	Grammar in context	Reading for general information Retelling the story	Russian and British festivals and holidays Traditions

APPENDIXES

Appendix 1. Learning Strategies	185
Appendix 2. Cultural Guide	186
Appendix 3. List of Geographical Names . .	190
Vocabulary	192

УСЛОВНЫЕ ОБОЗНАЧЕНИЯ


	— упражнения на слушание
	— работа в парах
	— работа в группах
	— задание повышенной сложности
	— задание с использованием Интернета


1 MEETING NEW FRIENDS

SECTION 1

Join the Explorers' Club!

 1 Look at the pictures. Listen to the dialogues and match them with the pictures.



 2 Complete the dialogues. Listen and check if you were right.
Act them out with your classmates.

A.

- Hello! Glad to see you! ... to our Explorers' Club! I'm Kevin. This is Wendy. What's your name?
- Hello, Wendy! Hello, Kevin! I'm Ilya Ivanov.
- ... Ilya Ivanov, Ilya Ivanov. Are you from Russia or from Bulgaria?
- I'm from Russia.
- Here is your badge. Just wait for a minute in the hall, please. The meeting will start very soon.
- ...!

Thank you
Let me see
Welcome

B.

- Hi! I'm Melissa Olby. I'm from Canada. I live in Toronto. Where ...?
- Hi, Melissa. Nice ... I'm Antonio. I'm from Italy. Have you been to Britain before?
- Never. It's my first visit to England. But you live in Europe. I think you ... the UK before, haven't you?
- Yes, I have. It was a couple of years ago. I got the invitation and took part in the Explorers' Club. ... go to our seats. The meeting is starting.

to meet you
have been to
are you from
Let's

C.

- Morning! ... funny teddy bear! I'm Don. What is your name?
- Morning! I'm Kiang. It's not a teddy bear. It's a panda. I've brought it here because I'm going to speak about pandas at the meeting. You see, pandas live only in my country.
- Oh, You are from China, aren't you?
- Yes! ... and go into the hall.

Let's hurry up
What a
I see

PRONUNCIATION FOCUS**3 Listen, repeat and read.**

- [aɪ] — China, the United Kingdom, the United States
- [æ] — Africa, Antarctica, Canada, Paris
- [ə] — America, Scotland, Ireland, New Zealand, London
- [eɪ] — Great Britain, Spain, Asia, the Russian Federation
- [ɒ] — Australia, Moscow, Scotland, Oxford
- [ɪ] — England, Italy, India, Britain, Finland

GRAMMAR FOCUS: ARTICLE 'THE' WITH GEOGRAPHICAL NAMES**4 Read and remember.**

Артикль "the" **не** употребляется с

- названиями континентов: Asia, Europe, Africa, Australia, North America, South America, Antarctica
- названиями большинства государств: Russia, Great Britain, Italy, Spain, China

Но: the Russian Federation, the UK, the USA

- названиями городов: Moscow, St Petersburg, London, Oxford, Paris
- названиями улиц и площадей: Oxford Street, Tverskaya Street, Nevsky Prospect, Trafalgar Square, Red Square, Palace Square

Названия континентов, государств, городов, улиц и площадей пишутся с заглавной буквы.

**5 Read the stories from the members of the Explorers' Club.
Guess and say which countries they are from.**

① I live in a large country. It is also the smallest continent in the world. The summer is hot and sunny in my country. And it is warm in winter there, too. My country is famous for the unique animals: kangaroos, koalas and emus. If you come here, you will be amazed by its coral reefs, a fantastic underwater garden. People who live in my country spend a lot of time outdoors. They swim, surf or just walk along the ocean coast.

② I can tell you a lot about my country. First of all, it is the largest country in the world. It lies in two continents: Europe and Asia. There are many long, wide rivers in my country. One of them is the longest in Europe. The world's deepest and largest lakes are also in my country. It is famous for its history and traditions. People in my country speak more than 100 languages. We are proud of our world-famous writers, artists, musicians and scientists.

③ My country is the third largest country in the world (after the Russian Federation and Canada). It is situated in Asia. It has a long and famous history. A lot of inventions and discoveries were made in my country such as paper, silk, the compass, kites and others. The world's highest mountain is situated in my country. Not long ago giant panda became the emblem of my country. Thousands of tourists come to us every year to visit the places of interests such as the Great Wall, one of the wonders of the world.

6 Say if you like travelling. What country would you like to visit? Why?




7 Listen to Mr Carey, the president of the Explorers' Club.

Answer the questions choosing the correct option.

1. Who does Mr Carey greet at the meeting?
 - a) Young explorers.
 - b) Young scientists.
 - c) Young sportsmen.
2. How long will the participants stay in Great Britain?
 - a) Seven days.
 - b) Two weeks.
 - c) A month.
3. What will the participants do? — They will ...
 - a) shoot a film about Columbus and Magellan.
 - b) meet famous travellers from different countries.
 - c) take part in several sports competitions.

8 Look at the pictures. Guess what countries the children are from. Where are these countries situated? Use the Cultural Guide if necessary.

Example: I think Kiang is from China. China is in Asia.



GRAMMAR FOCUS: THE PRESENT SIMPLE AND THE PRESENT CONTINUOUS

9 Read and remember.

The Present Simple	The Present Continuous
<ol style="list-style-type: none"> Don runs in the park every morning. Antonio often buys flowers for his grandma. My father usually watches sports news on TV in the evening. 	<ol style="list-style-type: none"> Hello, Don! Can you give me Sue's telephone number? — Sorry, I'm running in the park at the moment. I'll phone you back in half an hour. Look! Antonio is buying flowers. Who are those flowers for, I wonder? My father is watching sports news on TV now. Don't ask him any questions!
We use: often, usually, sometimes, rarely, every day (morning, evening, week, month, year)	We use: now, at the moment, at present, tonight

10 Complete Ilya's e-mail. Put the verbs in brackets into the present simple or present continuous.

Dear Liza,

It's a pity you are not here. I'm just writing to tell you about our Explorers' Club and the meeting.

Our Club has begun its work. Young explorers from Europe, Asia, Australia and North America have come to the Club. I have already made friends with some of them. I'm attaching their photos. In one of the photos you can see Jack from the USA. He ... (speak) on his mobile phone. He misses his puppy very much and often ... (phone) home to learn about his pet.

You can see two girls in the next photo. They are Kiang from China and Asha from India. The girls ... (sit) in the café and ... (have) coffee. Kiang ... (tell) a funny story and Asha ... (smile).



The boy with a ball is Antonio. He ... (play) football really well. He arranged a football match between the members of our Club.

Sophia, from Great Britain, ... (want) to become a journalist. In the photo she ... (write) an article about our club.

Now just look at the last two photos! Melissa ... (read) an English geographical magazine. Tom ... (feed) the birds in the park.

Sorry, but I have to finish my e-mail. Our English lesson will begin in a minute.

Best wishes,
Ilya





11 Look at the pictures again and answer the questions.
Use Ilya's e-mail if necessary.

1. What is Jack doing? Why does he often phone home?
2. Are Kiang and Asha sitting in the park?
3. Is Antonio playing volleyball?
4. What does Sophia want to be? What is Sophia doing at the moment?
5. What magazine is Melissa reading?
6. Who is feeding the birds? What country is he from?
7. Does Ilya take photos of his friends?

12 Look at the pictures (Ex. 10). Describe one of the young explorers, but don't name him / her. Let your classmates guess who you talked about.

Answer these questions:

1. What is he / she like?
2. What is he / she wearing?
3. What do you know about his / her country?



13 Listen to the telephone conversation. Fill in the membership form.

Name: _____
Surname: _____
Age: _____
Country: _____
Languages: *English and ...* _____
Hobbies: _____



14 Say what you like and don't like doing.

Use: go out with friends, play sports, dance, sing, take photos, play board games, swim, dive, read books / magazines, clean my room, do my homework, do washing-up, go to the cinema / theatre, go shopping, browse the Internet, visit museums, play a musical instrument, go sightseeing, play computer games, chat with friends, etc.

Example: I like taking photos, but I don't like singing karaoke.

- 15** a) Work in pairs. Complete the questions. Listen and check if you were right.

Use:

Who?

What?

Where?

When?

How?

How often?

... do you do your homework?
 ... do you spend your summer holidays?
 ... do you do sports a week?
 ... do you do at weekends?
 ... do you spell your surname?
 ... do you talk on your mobile with?

b) Ask and answer the questions above.

- 16** Say whether you learnt anything new about your classmate after his / her answers to your questions.

Example: I learnt that Olga goes swimming at weekends.

17 Read the membership forms of the participants of the Club meeting. Say who:

- a) lives in Asia.
 b) is older.
 c) knows a lot about other countries. Why do you think so?
 d) is better at computers. Why do you think so?
 e) would like to visit North America.
 f) likes playing sports.
 g) likes reading. Why do you think so?

MEMBERSHIP FORM

First name	<u>Asha</u>
Surname	<u>Kapur</u>
Age	<u>twelve</u>
Country	<u>India</u>
Languages you speak	<u>Hindi, English</u>
Hobbies	<u>dancing, drawing, travelling</u>
Favourite subjects	<u>Drama, Literature, History</u>
Countries (places) you would like to visit	<u>Russia, the UK, China</u>



MEMBERSHIP FORM

First name	<u>Don</u>
Surname	<u>Gloom</u>
Age	<u>eleven</u>
Country	<u>Australia</u>
Languages you speak	<u>English, French</u>
Hobbies	<u>travelling, basketball</u>
Favourite subjects	<u>I.T., Maths, Geography</u>
Countries (places) you would like to visit	<u>the USA, France</u>



18 Complete the membership form with information about yourself.

SECTION 2

Travels and Fun

19 Look at the pictures of Ron's family and say what their hobbies are. Use the words from the box below.

Example: Ron likes jogging.



LOOK AND LEARN!

to cycle ['saɪkl] — кататься на велосипеде

cycling ['saɪklɪŋ] — езда на велосипеде

jogging ['dʒɒɡɪŋ] — бег трусцой

on the one hand, ..., but on the other hand, ... — с одной стороны ..., но с другой стороны



20 Listen to Ron's story. Say if the following sentences are true or false.

1. Ron and his family live in Ireland.
2. All the members of Ron's family like travelling.
3. Ron's family travels without any friends and relatives.
4. They sleep in tents in the forests during their cycling trip.
5. From time to time they have a rest from their bikes for a day or two.
6. Next year they are going to have a cycling trip round America.

21 Match the questions and Ron's answers.

1. Why does your family like cycling trips?
2. What do you do if it starts to rain?
3. Why do you always wear a green T-shirt?
4. What are the hobbies of your family?
5. What do people call a 'limerick'?

- a) That's a good question! On the one hand, it's the name of a large Irish city, on the other hand, it's a name of a short funny English poem. You should read some of them!
- b) Number one, it's my favourite colour. Number two, it's the national colour of my country. May be you know that Ireland is often called the 'Emerald¹ Isle'.
- c) My elder brother likes playing football. My sister is fond of taking photos. And I like jogging. And my brother has an unusual hobby — he writes limericks. It's not easy.
- d) All the members of my family are fond of travelling. Cycling is the easiest way to do it. If you see a nice place, you can stop at any time and enjoy a view or take a photo. Cycling is interesting and exciting. It's a wonderful way to see and learn more about the country.
- e) People who live in Ireland say, 'If you don't like the weather, just wait a moment'. In summer the rains never last long. But we always have waterproof jackets with us.

22 Work in pairs. Think of more questions to ask Ron about his cycling trips.

Use: Why? Where? When? What? How? How long? How many / much?

Example: How old were you when you took part in your first cycling trip?

23 a) Listen to the limerick. Read and compare it with its Russian translations. Choose the best translation.

There was an Old Owl who lived in an oak.
The more he heard, the less he spoke.
The less he spoke, the more he heard.
Follow the example of that wise old bird.

На дубе сова обитала.
Много слышала, но больше молчала.
Чем больше молчала, тем больше знала.
Вот и нам такими бы быть не мешало.


Жила на дубе старая сова.
Молчать любила, голос берегла.
Чем больше слушала, тем больше знала,
За то в лесу мудрейшей прослыла.

b) Give your own translation of the limerick.

¹ **emerald** ['emərəld] — изумрудный

24 Listen to the limericks. Learn by heart the one you liked most.

1. There was an Old Man with a nose,
Who said, 'If you choose to suppose,
That my nose is too long,
You are certainly wrong!
That remarkable Man with a nose.



2. A cheerful old bear at the Zoo
Could always find something to do.
When it bored him, you know,
To walk to and fro¹,
He reversed it and walked fro and to.



25 Talk about advantages and disadvantages of cycling trips.

Use the word combinations from the box.

is uncomfortable, helps to get rid of stress, you can stop at any moment, is difficult to plan, is exciting, is dangerous, helps you to enjoy beautiful views, you can travel only for a short distance, a heavy backpack, makes you strong and energetic, you can see interesting places which tourists very rarely visit, depends upon the weather, helps you to be healthy, is cheap, you need to repair the bike, you can relax and rest, take photos of places

Example: On the one hand, cycling trips help to get rid of stress, but on the other hand, they are dangerous. You must ride your bike very well and repair it if it is out of order.

26 Would you like to take part in a cycling trip? Why? / Why not?

27 Listen to the dialogues.

a) Which of them is more polite? Why do you think so?

b) Mark the sentences as true or false.

1. Jack is from the United States of America.
a) True b) False
2. Jack refused² to take part in the football match.
a) True b) False
3. Asha has never been to London.
a) True b) False
4. Asha is going to take photos of the football players.
a) True b) False

BE POLITE!

When talking to people try to be polite. It's easy.

- Ask your partner questions.
- Don't say only 'yes' or 'no', try to add your comments.
- Use polite words like *please, thank you, sorry, excuse me, etc.*



¹ **to and fro** — туда-сюда

² **to refuse** — отказываться